



PHILIPS

Ultrasound

Point-of-care solutions

Powerful clarity at the point of care

Philips point-of-care ultrasound solutions

We're committed to offering you breakthrough ultrasound tools that give you the power of clarity whenever you need to deliver care, no matter where that care happens. Inspired by your insights, we bring people and advanced technology together so that you can make confident decisions at the point of care.

The clarity for confident decisions

Working with clinicians day to day, we've created a range of solutions to meet your point-of-care needs.

Our innovation is fueled by you

We work to understand your greatest challenges at the point of care, and then we use our expertise to develop solutions that help you effectively meet them. We created Lumify, Philips first app-based ultrasound system, so that you could have the freedom to turn your smart device into a portable ultrasound system to deliver care where it's needed. Sparq has thoughtful touches such as an all-glass user interface that's easy to clean, because you told us how much you value support for your initiatives in infection control. In addition, each Philips ultrasound system has the DICOM and network capabilities you expect. Robust online and in-person educational offerings help you make point-of-care ultrasound more effective, and our service remains ranked best in class for more than 20 years.



Philips first app-based ultrasound system, Lumify brings exceptional ultrasound imaging to any compatible mobile device.

Philips Lumify Exceptional portable ultrasound from your smart device

Philips Lumify is ready when you are, offering diagnostic capabilities in portable ultrasound from your compatible smartphone or handheld device. Bring the technology directly to your patients whenever it's needed, providing for timely diagnosis and treatment. Lumify also offers Philips first integrated tele-ultrasound capability, powered by Reacts, so that you can simultaneously stream live ultrasound exams, video and audio.




Xperius is a highly capable, portable and flexible ultrasound system designed for anesthesiologists.

Philips Xperius Ultrasound designed for anesthesiologists, a collaboration between Philips and B. Braun

Xperius is a portable diagnostic ultrasound system designed from the ground up to support ultrasound-guided procedures. The system offers a high degree of mobility and innovative needle visualization technologies to enhance needle guidance with ultrasound.

Philips Sparq and CX50 feature the power of PureWave for high-quality images even with technically difficult patients



Conventional PZT (x800)

PureWave crystal (x800)

The pure, uniform crystals of PureWave are 85% more efficient than conventional piezoelectric material, resulting in exceptional performance.



Sparq harmoniously balances cleanability, reliability, performance and ease of use with an all-glass user interface and an articulating display.



This compact point-of-care ultrasound system offers premium performance and features across a broad range of applications.

Philips Sparq

Doing more at the point of care








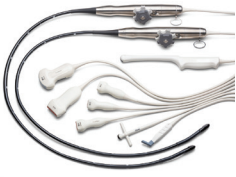
Working with clinicians, Philips Sparq was designed specifically for the point of care, with thoughtful touches like an all-glass user interface for infection control. Abundant clinical applications allow you to work quickly and with ease, giving you more time to focus on your patient. Compatible with PureWave transducers, the system allows you to image even technically difficult patients with high image quality.

Philips CX50

Premium-performance imaging at the point of care

The premium technologies of the Philips CX50 ultrasound system bring a new level of image quality to compact ultrasound so that performance isn't sacrificed for portability. Designed for critical study requirements and big-system performance everywhere you need it, the CX50 is compatible with PureWave transducers to enhance image quality even with technically difficult patients.

The clarity for confidence at the **point of care**

Ultrasound system	Transducer compatibility	Tissue specific presets (TSPs)		
Lumify	C5-2, L12-4, S4-1	Abdominal ¹ , Cardiac, FAST, Gallbladder, Gynecology, Lung, Musculoskeletal, Obstetrics ² , Soft tissue ³ , Superficial, Vascular		
Xperius	C5-2, L12-4	FAST, Lung, Nerve ¹ , Vascular access		
Sparq	C5-1 PureWave, C6-2, C9-4v, L12-4, L12-5 50, L15-7io, S4-2, S5-1 PureWave, X7-2t PureWave	Abdominal, Cardiac, FAST, Gynecology, Lung, Musculoskeletal ¹ , Nerve ¹ , Obstetrics, Ocular, Spine, Superficial, TEE, Vascular ⁴ , Vascular access		
CX50	C5-1, C10-3v, L12-3, L15-7io, S4-2, S5-1, X7-2t, X8-2t, D2cwc, D5cwc	Abdominal, Cardiac, FAST, Gynecology, Lung, Musculoskeletal ¹ , Nerve ¹ , Obstetrics ² , Pediatric ⁵ , Small parts ^{1,3} , Soft tissue ³ , Superficial, TEE, TEE pediatric, Vascular ⁴ , Vascular access		

Philips point-of-care ultrasound systems include additional and specific optimizations for the following:

- 1 Superficial and deep exams
- 2 Fetal echo and fetal heart
- 3 Thyroid, testicle and breast
- 4 Arterial, venous and TCD
- 5 Head, abdomen and renal
- 6 Abdomen, hip and neonatal cephalic
- 7 Prostate, bladder and renal