

GE Healthcare









# LOGIQ™ S8 with XDclear™








## Probe Guide











LOGIQ S8 probes help you achieve superb image quality. This collection of probes provides extensive flexibility across a broad range of applications. With advanced engineered LOGIQ probes, you can feel confident you have the technology to help provide excellent patient care.



	Description	Applications	FOV	Bandwidth	Biopsy Guide	Volume Navigation
XDclear						
 C1-6-D	Broad-spectrum convex probe	Abdominal, Obstetrics, Gynecology	70°	1 – 6 MHz	Multi-angle, disposable with a reusable bracket	Yes
 C2-9-D	Broad-spectrum convex probe	Abdominal, Obstetrics, Gynecology, Pediatrics	65°	2 – 9 MHz	Multi-angle, disposable with a reusable bracket	Yes
 C3-10-D	Broad-spectrum convex probe	Neonatal, Pediatrics	95°	2 – 11 MHz	No	Yes
Convex						
 C1-5-D	Broad-spectrum convex probe	Abdominal, Obstetrics, Gynecology, Urology, Vascular	70°	1 – 6 MHz	Multi-angle, disposable with a reusable bracket	Yes
 C2-6b-D	Biopsy Convex probe	Abdominal, Interventional	61°	2 – 6 MHz	Multi-angle, disposable with a disposable bracket	Yes
Micro-convex						
 IC5-9-D	Broad-spectrum micro-convex intra-cavitary probe	Obstetrics, Gynecology, Urology	145°	3 – 10 MHz	Single-angle, disposable or Single-angle, reusable	Yes
 C2-7-D	Broad-spectrum micro-convex biopsy probe	Abdominal	110°	1 – 6 MHz	Multi-angle, disposable with a reusable bracket or a reusable stainless bracket	Yes
 10C-D	Broad-spectrum micro-convex probe	Neonatal, Pediatrics, Vascular	102°	4 – 12 MHz	No	No

	Description	Applications	FOV	Bandwidth	Biopsy Guide	Volume Navigation
<b>Linear</b>						
 9L-D	Broad-spectrum linear probe	Vascular, Small Parts, Pediatric, Abdominal	44 mm	2 – 8 MHz	Multi-angle, disposable with a reusable bracket	Yes
 11L-D	Broad-spectrum linear probe	Vascular, Small Parts, Neonatal, Pediatrics	38 mm	3 – 11 MHz	Multi-angle, disposable with a reusable bracket	No
 L3-12-D	Broad-spectrum linear probe	Vascular, Small Parts, Neonatal, Pediatrics	38 mm	2 – 11 MHz	Multi- Angle, disposable with a reusable bracket	No
 ML6-15-D	Broad-spectrum linear matrix array probe	Vascular, Small Parts, Neonatal, Pediatrics	50 mm	4 – 15 MHz	Multi-angle, disposable with a reusable bracket	Yes
 L8-18i-D	Broad-spectrum linear probe	Small Parts, Vascular, Intraoperative	25 mm	4 – 15 MHz	No	Yes
 L3-9i-D	Broad spectrum linear probe	Intraoperative	38 mm	2 - 10 MHz	No	No
<b>Sector</b>						
 S1-5-D	Broad-spectrum sector probe	Abdominal, Vascular, Obstetrics, Gynecology	90°	1 – 6 MHz	Multi-angle, disposable with a reusable bracket	Yes
 M5S-D	Broad-spectrum sector matrix array probe	Cardiac, Transcranial, Stress	120°	1 – 5 MHz	No	Yes
 3Sp-D	Broad-spectrum sector probe	Cardiac, Transcranial, Stress	120°	1 – 5 MHz	No	No
 6S-D	Broad-spectrum sector probe	Adult Cardiac, Pediatric Cardiac	90°	2 – 8 MHz	No	No
 S4-10-D	Broad-spectrum sector probe	Neonatal, Pediatrics	90°	3 – 9 MHz	No	Yes

Description	Applications	FOV	Bandwidth	Biopsy Guide	Volume Navigation
<b>Real-time 4D</b>					
 RAB6-D Multi-frequency real-time 4D convex probe	Abdominal, Obstetrics, Gynecology, Pediatrics	63°	2 – 8 MHz	Multi Angle, disposable with a reusable bracket	No
 RIC5-9-D Multi-frequency real-time 4D micro-convex probe	Obstetrics, Gynecology, Urology	145°	3 – 10 MHz	Single-angle, reusable	No
 RSP6-16-D Broad-spectrum real-time 4D linear probe	Small Parts, Vascular, Pediatrics	38 mm	6 – 18 MHz	Single Angle, disposable with a reusable bracket	No
<b>Specialty</b>					
 BE9Cs-D Wideband bi-plane micro-convex probe	Urology, Endocavity	133°	3 – 12 MHz	Single Angle, disposable bracket or reusable bracket	No
 6Tc-RS TEE probe	Cardiac	90°	2 – 8 MHz	No	No
 P2D CW split crystal pencil probe	Cardiac, Vascular		2.0 MHz	No	No
 P6D CW split crystal pencil probe	Cardiac, Vascular		6.3 MHz	No	No
 P8D CW split crystal pencil probe	Cardiac, Vascular		8.3 MHz	No	No

### Imagination at work

[www.gehealthcare.com](http://www.gehealthcare.com). Product may not be available in all countries and regions. Contact a GE Healthcare Representative for more information.

Data subject to change.

© 2015 General Electric Company.

GE, the GE Monogram, LOGIQ and XDclear are trademarks of the General Electric Company.

Reproduction in any form is forbidden without prior written permission from GE. Nothing in this material should be used to diagnose or treat any disease or condition. Readers must consult a healthcare professional.

